

Fluency Station















I Can:

1. Choose a book from your book bin.
2. Go to the Audioboo App.
3. Hit record at the bottom of the screen.
4. A pink screen will appear, when you are ready, hit the record button again and wait for the beep.
5. Read your book for 1 minute (there is a timer at the bottom of the screen).
6. Press the play button to listen to your reading.
7. Fill out the fluency Evaluation sheet and pick a goal for your next reading.
8. Press cancel.
9. Press Record and record yourself reading again, concentrating on your goal.
10. Play it back and listen to your recording. Did you improve?
11. Press Publish and put your name and date, you may add a photo if you wish.
12. Press Save + Upload when you are done.

Date: _____

_____’s Fluency Self – Evaluation

Accuracy Did I read the words correctly?			
Rate Did I read not too fast, or not too slow?			
Expression Did I read with feeling and not like a robot?			
Punctuation Did I read and follow all the punctuation marks?			

Check off one goal you want to work on next time:

- Read faster.
- Read slower.
- Pay attention to the punctuation.
- Read with expression.

