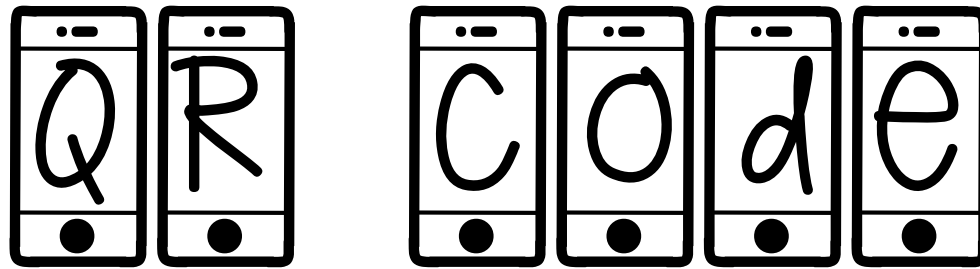




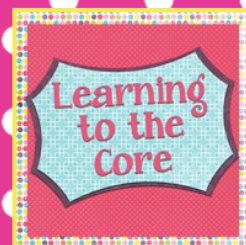
# Getting to Know You:



# Question Cards



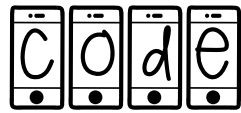
Created by:  
Alyln Claahsen  
Learning to the Core



1	_____	2	_____
3	_____	4	_____
5	_____	6	_____
7	_____	8	_____
9	_____	10	_____

Name: \_\_\_\_\_

# Getting to Know You



## Question Cards

Teacher Instructions:

p. 3 Directions Card- This is just for your reference- laminate for repeated use.

p.4-6 QR Code Question Cards- laminate and cut out each card. I like to put my cards on a key ring for easy organization.

p. 7 Student Recording Sheet- Copy for each student.


# Getting to Know You Directions


☞ Choose a card. Have a student scan the QR code and read the question {or you can read it}.

☞ Then you can do any of the following or a combination:


☞ Choose a few students (or all) to answer the question.

☞ All students can write their answer on the recording sheet next to the matching number. ☞ Students can share their answers with a partner.







A square card with a yellow scalloped border. On the left, a yellow smiley face character with a purple shirt and blue and green striped pants holds a white smartphone with the number '1' on its screen. To the right of the character is a large black and white QR code.







A square card with a yellow scalloped border. On the left, a yellow smiley face character with a purple shirt and blue and green striped pants holds a white smartphone with the number '2' on its screen. To the right of the character is a large black and white QR code.





A square card with a yellow scalloped border. On the left, a yellow smiley face character with a purple shirt and blue and green striped pants holds a white smartphone with the number '3' on its screen. To the right of the character is a large black and white QR code.



A square card with a yellow scalloped border. On the left, a yellow smiley face character with a purple shirt and blue and green striped pants holds a white smartphone with the number '4' on its screen. To the right of the character is a large black and white QR code.





1



-----

3



-----

5



-----

7



-----

9



-----

2



-----

4



-----

6



-----

8



-----

10



-----

Name: \_\_\_\_\_

Getting to Know You: QR Code Question Cards

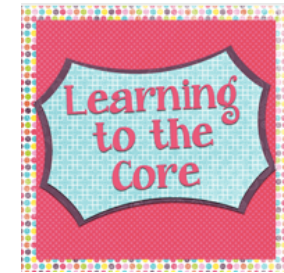
Created by: Aylin Claahsen [www.dailylearningtothecore.blogspot.com](http://www.dailylearningtothecore.blogspot.com)

Fonts by: [www.kevinandamanda.com](http://www.kevinandamanda.com)

Fonts by: Hello Fonts <http://www.teacherspayteachers.com/store/Hello-Literacy>

Graphics by: Lovin Lit <http://www.teacherspayteachers.com/store/Lovin-Lit>

Graphics by: Creative Clips by Krista Wallden <http://www.teacherspayteachers.com/store/Krista-Wallden>



Thank you so much for purchasing this product from my store! Please feel free to contact me at [learningtothecore.ac@gmail.com](mailto:learningtothecore.ac@gmail.com). Please let me know if you have any questions or if you notice something that needs to be fixed and I will make the necessary changes right away. Please also follow my store on TPT to receive updates about new products. I would love to hear from you in the feedback section about this product on TPT! Thank you so much!

Note to Teachers:

This pack is a great resource to use at the beginning of the year as a getting to know you activity with your students. Enjoy!





Click the links below to follow me to see my classroom in action and stay up to date on new packs and freebies!

<http://dailylearningtothecore.blogspot.com>

<http://www.teacherspayteachers.com/Store/Aylin-Clahsen>

<http://instagram.com/learningtothecore?ref=badge>

<https://www.facebook.com/learningtothecore>

<http://www.pinterest.com/learntothecore/>



If you are looking for more QR Code products, please click the link below for more products & freebies you may enjoy!

<http://www.teacherspayteachers.com/Store/Aylin-Clahsen/Category/QR-Code-Centers>



AC 2014